



S8 DSP

Digital interface Processor

FIRMWARE UPGRADE

(for Windows only)

V. 01.00.15.00



hertz-audio.com

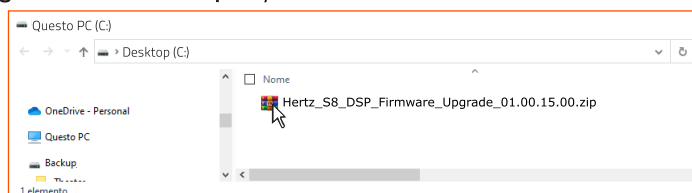
HERTZ
The Sound Experience

FIRMWARE UPGRADE S8 DSP

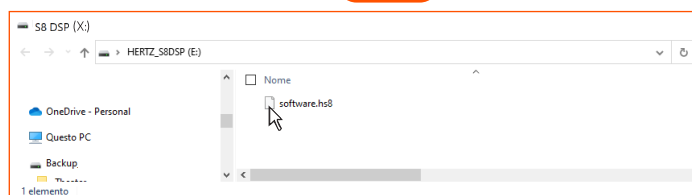
WARNING: S8 DSP Firmware update procedure may be delicate. It is extremely important that it is performed under the best possible conditions. If the operation is started and prematurely interrupted (**e.g.:** PC locked up, accidental disconnection of the USB cable during update), our After Sales Service might need to be contacted to reprogram the S8 DSP.

1. To perform the update:

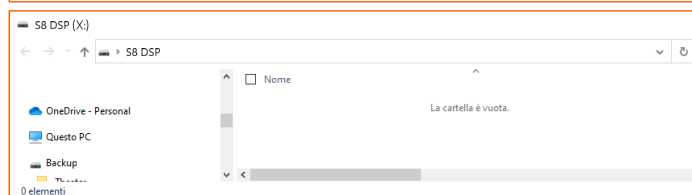
Unzip the file **Hertz_S8_DSP_Firmware_Upgrade_01.00.15.00.zip** to your PC.



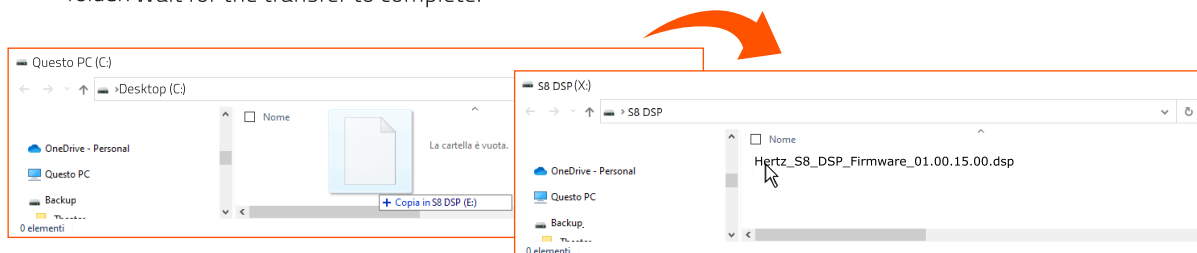
- Turn S8 DSP off (led status off);
- Connect the USB cable from PC/MAC to S8 DSP (white color led status);
- S8 DSP will be acknowledged by PC/MAC as a USB mass storage device "S8 DSP (X:)" with a file name "software.hs8" inside;



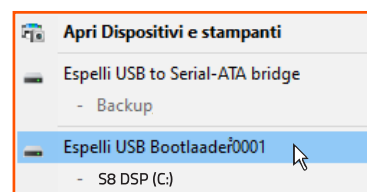
- Cancel the file "software.hs8";



- Copy the "Hertz_S8_DSP_Firmware_01.00.15.00.dsp" file previously downloaded to the PC/MAC into the empty folder. Wait for the transfer to complete.

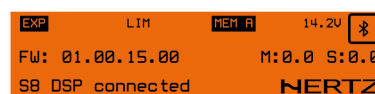


- close the window, perform a "safe removal of hardware and eject media" to eject the USB device "S8 DSP (X:)";
- disconnect the USB from the processor



2. Turn S8 DSP on

- Start the PC/MAC software and connect the processor
- Check that the firmware version (**FW: 01.00.15.00**) on the "Device Info" window corresponds to the one previously downloaded and copied into the processor ("Hertz_S8_DSP_Firmware_01.00.15.00.dsp").





All specifications subject to change without notice_22.A

hertz-audio.com

HERTZ
The Sound Experience

PART OF ELETTROMEDIA
62018 Potenza Picena (MC) Italy
T +39 0733 870 870 - F +39 0733 870 880
elettromedia.com